

User Friendly

Radius Edges

3-D Appearance

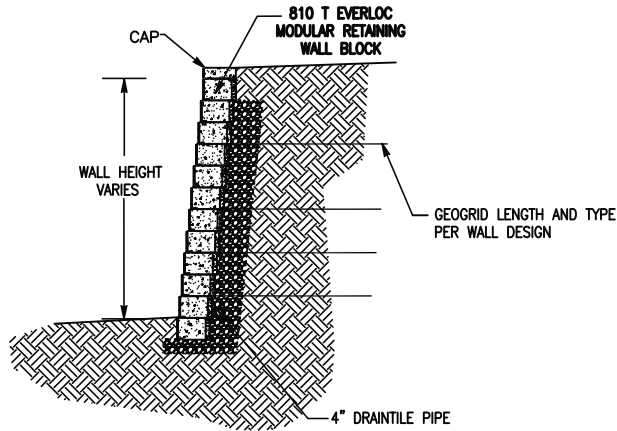
Self Aligning Corners

No Sawing At Corners

Eliminates The Need To Stay On Bond


Random Look Without Multiple Sizes

Guaranteed Speedy Delivery And Service



810 T RETAINING WALL DETAIL
N.T.S.

For reinforced walls, ask about Geogrid reinforcement. Geogrid can be purchased from E. Dillon & Company and delivered to your jobsite along with **EVERLOC®** units.




AVAILABLE COLORS



Sienna



Redwood



Copper




Ash Gray

TO PLACE ORDERS OR TO INQUIRE ABOUT SHIPMENTS PLEASE CONTACT:
EVERLOC® RETAINING WALLS
CUSTOMER SERVICE CENTER
P O BOX 160
SWORDS CREEK, VA 24649
PH: (877) 622-9255
FAX: (276) 873-5688
EMAIL - EVERLOC@EDILLON.COM

WEBSITE:
WWW.EVERLOCRETAININGWALLS.COM



EVERLOC®
 RETAINING WALLS



EVERLOC®

RETAINING WALLS

WALL UNITS



833 Utility
8" h x 12" d x 6" l
72 block / cube
.33 ft²



850 Half
8" h x 12" d x 9" l
48 block / cube
.5 ft²



Corner
8" h x 9" d x 12" l
setback 3/4"
45 block / cube
1.2 ft²




810T and 810F
8" h x 12" d x 18" l
setback 3/4"
34 block / cube
1.0 ft²



Cap
4" h x 12" d x 18" l
32 block / cube
.5 ft²



450T and 450F
4" h x 12" d x 18" l
setback 3/8"
64 block / cube
.5 ft²



425 Half
4" h x 12" d x 9" l
setback 3/8"
96 block / cube



417 Utility
4" h x 12" d x 6" l
144 block / cube
.17 ft²



Half High Corner
4" h x 9" d x 12" l
setback 3/8"
90 block / cube
0.6 ft²

EVERLOC EXPRESS™ UNITS



**810T and 810F
Everloc Express™**
8" h x 9" d x 18" l
setback 3/4"
40 block / cube
1.0 ft²



**450T and 450F
Everloc Express™**
4" h x 9" d x 18" l
setback 3/8"
80 block / cube
.5 ft²



**WeatherDome™
Fence Cap**
3-3/4" h x 16-1/3" d x 9" l
48 block / cube
.19 ft²x2



**WeatherDome™
Column Cap**
4-5/8" h x 23" d x 7-1/2" l
45 block / cube
.16 ft²x2



WeatherDome™ Wall Cap
3-3/4" h x 12" d x 9" l,
80 block / cube, .19ft²x2

WEATHERDOME™ UNITS